

PAINT SELECTIONS

45B

45F

45R


45W

45Z


Labels in floor plans include: BOOTH DINETTE OPTION, 100" RECLINING SOFA OPTION, THEATER SEAT OPTION FEATURING THREE POWER RECLINERS OPTION, THEATER SEAT OPTION FEATURING TWO POWER RECLINERS OPTION, HIDE-A-BED OPTION W/ ENTERTAINMENT CENTER W/ FIREPLACE OPTION, HIDE-A-BED OPTION W/ ENTERTAINMENT CENTER W/ FIREPLACE OPTION, ENTERTAINMENT CENTER W/ FIREPLACE OPTION, CABINET, 50" TV, LIFT, TABLE EXPANSION, DINETTE, 50" TV W/ LIFT, and various OHC, FRIDGE, MICRO, PANTRY, STORAGE, and WARDROBE labels.




Agate Grey



Black Pearl



Carmine Red




Coral Reef




Nassau Gold



Sapphire Blue



Patriot Blue



Red Horizon

CHASSIS

Spartan® K3 raised-rail chassis
 Cummins® 15-liter X15 turbocharged 605 HP engine with 1,950-lb. ft. torque at 1,150 RPM
 Allison® 4,000 MH 6-speed transmission
 Side-mounted, parallel-airflow radiator
 210-amp alternator
 1,500-watt engine block heater
 Three-stage engine brake
 Collision avoidance system with collision warning, adaptive cruise control and electronic stability control
 Reyco® Granning® front axle with independent front suspension - 20,000 lb. rating
 Dana® rear axle - 20,000 lb. rating
 Reyco® Granning® passive-steer tag axle with air dump - 14,000 lb. rating
 All-wheel ABS disc brakes
 4.30 rear axle ratio
 Michelin® 365/70R 22.5" tires (front) and 315/80R 22.5" tires (rear)
 Bilstein® shocks- 60mm front axle & 46mm rear/tag axles
 Tire pressure monitoring system (TPMS) with temperature monitoring
 Automatic traction control
 Equalizer™ hydraulic automatic coach leveling
 Valid Truline air leveling system with auxiliary air compressor
 Remote air connection
 (2) 12V chassis batteries
 150-gal. fuel tank with dual fills
 15-gal. DEF tank with dual fills (single fill on 45R)
 Spartan® Safehaul tow vehicle air brake system
 20,000-lb. hitch with 7-pin plug

CONSTRUCTION

Roof: 4" arched aluminum trusses filled with batt insulation and reflective Flexfoiil® topped with 3/8" plywood decking then one-piece fiberglass
 Sidewalls: 2-1/2" exterior walls with Alumina-Tru™ welded tubular aluminum studs on 16" centers or less, filled with batt and Flexfoiil® insulation, then covered with high-gloss gelcoat fiberglass (R-16)
 Floors: 2" x 4" wood trusses on 16" centers or less filled with batt and Flexfoiil® insulation then topped with 3/4" 7-ply plywood decking (R-33)
 X-Bridge™ bracing welded into chassis frame
 Aqua-Hot™ heated basement storage
 Insulated front and rear caps (R-24)
 Steel-reinforced front cap and windshield frame
 Entegra-exclusive Relia-Torque flush-mounted 12V slideout system

HEAT, A/C, WATER, AND POWER

Onan® 12,500-watt diesel generator, with automatic start, on powered slide-out tray
 3,000-watt pure sine wave inverter
 (4) L16 AGM batteries (6V/390 amp hrs. ea.)
 50-amp power cord on electric powered reel
 Smart automatic transfer switch with surge protection

(3) 15,000-BTU A/C units with heat pumps and condensation drain system
 Aqua-Hot® 450D hydronic water and heating system with in-floor heat throughout and engine preheat
 LED-lit fireplace with 5,000-BTU heating element (45B, 45Z)
 Sani-Con® Macerator holding tank dump system with power gate valves, manual backup and metal door
 Black holding tank sprayer
 City and tank water filtration system
 Winterizing drain system
 TruTank™ ultrasonic tank monitoring system displayed on VegaTouch screen
 Water hose with electric reel

EXTERIOR

Executive Bus Armor 10" stainless-steel trim
 Power rear engine door with manual override
 Dual roof-mounted Girard® Vision dual-pitched patio awnings with LED lights
 Girard® power entrance door awning with LED lights
 Girard® Ultra slideout awnings
 Girard® Ultra power window awnings
 Frameless, dual-pane, tinted, safety-glass windows
 Lit grab handle with doorbell and keypad system for keyless entry
 43" Samsung® QLED 4K UHD Smart TV with tilt, swivel, and extend adjustment
 JBL radio and speakers with USB port and receptacle
 Chrome, heated, remote-control, side-view mirrors with integrated cameras and blind-spot indicators
 Diamond Shield™ front protective film mask
 LED high and low beam headlights and fog lights
 Daytime running lights
 LED marker lights, turn lights, license plate light, third brake light, accent lights and docking lights
 LED-lit chrome clearance accent light
 Porch light and motion sensor security lights
 Mudflap with chrome "Cornerstone" nameplate
 Winegard® TRAV'LER satellite dish DIRECTV® - standard with USA option
 Winegard® TRAV'LER satellite dish Shaw TV - standard with CSA option
 Winegard® Rayzar Automatic powered TV antenna
 Winegard® WiFi extender with 4G/LTE
 Heated exterior utility center with 5" LED Firefly® tank monitoring panel
 (2) Power slideout basement storage trays
 2.8-cu. ft. exterior Dometic® refrigerator/freezer on slideout tray
 Push-button power-unlatching baggage doors with LED indicator light
 Sikkens custom full-body paint

COCKPIT

Valid 15" digital dash with quad core graphics processor, on-board diagnostics, selector knob and ability to display traditional instrument cluster, 360° camera system or GPS navigation
 Blind spot monitoring system displayed on digital dash screen
 Xite™ 360° HD digital camera system
 Xite™ XSG4 infotainment system with dual 9" touchscreens, iGO navigation, Bluetooth®, Sirius XM™ and AM/FM tuner, integrated camera control, house mode whole-coach audio distribution and integrated VegaTouch coach control
 E-Z Steer™ adjustable power steering assist
 Steering wheel with integrated controls for cruise, wipers, radio and Bluetooth® phone functionality
 Power tilt and telescoping steering column
 JBL® premium audio 11-speaker sound system with amplifier, speakers and DVC subwoofer
 Ultra-Vision® one-piece wrap-around tinted windshield
 32" Samsung® QLED 4K UHD Smart TV in front overhead
 Villa® heated and cooled leather driver and passenger seats with powered 6-way adjustment, lumbar, recline, footrest and massage functions
 Powered driver's window
 Powered flush stepwell cover
 Powered adjustable brake and accelerator pedals
 Powered front sun visors and privacy shades
 (2) dual USB ports and (2) 12V sockets for charging

INTERIOR

Firefly multiplex system with 10" VegaTouch touchscreen for complete integration of coach controls, with remote monitoring and control (mobile app available)
 50" Samsung® QLED 4K UHD Smart TV
 Bose® sound bar with subwoofer and universal remote control
 Sony® Blu-ray™ player
 Premium leather Villa® furniture
 Hand-laid porcelain tiled floors
 LED interior lighting
 Decorative ceiling feature with integrated accent lighting
 Powered solar day and blackout night shades
 Central vacuum system
 Aire-Secure™ travel locks for all pocket doors
 Removable screen on entry door
 Bar area with beverage chiller and rain glass upper cabinet door with LED accent lighting (45R only)

KITCHEN

Window with slider and screen
 Whirlpool® stainless-steel residential refrigerator with ice maker and water dispenser
 Induction cooktop with matching wood cover
 Whirlpool® 1.9-cu. ft. convection microwave oven
 Fisher & Paykel dishwasher
 Porcelain tile backsplash
 Solid-surface countertops with Blanco single-bowl granite sink and dimmable LED accent lighting

Maxxair® power vent exhaust fan with intake and touch screen control
 Large, deep drawer for waste basket with easy access trash chute (trash chute not available in 45F, 45R)
 Slide-out storage tray(s) in overhead cabinet

BEDROOM

Select Comfort® Sleep Number® King-size mattress
 32" Samsung® QLED 4K UHD Smart TV
 Bose® sound bar with universal remote control
 Sony® Blu-ray™ player
 Ceiling fan
 Nightstands with solid-surface tops
 Large cedar-lined wardrobe

BATHROOM

Solid-surface countertops with integrated glass sink and dimmable LED accent lighting
 Porcelain tile shower walls and floor with skylight and frameless glass shower door
 Teakwood shower seat (N/A 45F)
 Pivoting shower head and separate hand-held spray wand
 Aqua View SHOWERMISER™ water saving system
 Thetford® macerator toilet in main bath (N/A 45Z)
 Maxxair® Deluxe power exhaust vent fan with intake
 Whirlpool® stacked washer and dryer

SAFETY

Carbon monoxide detector
 Security system with glass shatter sensors
 Smoke alarm
 Storage safe

OPTIONS

Canadian standards (CSA)
 Theater seating with power recliners and fixed center console
 Fireplace/TV/entertainment center and work station IPO sofa (45F, 45W only)
 Winegard® in-motion satellite dome
 Winegard® TRAV'LER satellite dish Dish Network®
 Solar panels (dual 100 watt) with Morningstar® SunSaver Duo™ solar panel charge controller



It is important for your safety and enjoyment that you are aware of the weights and tow ratings of the RV you select. Consult a competent advisor for questions or advice. Whether you are new to RVing or a veteran, get a feel for the performance of your RV before heading out on the roadways. When you tow a vehicle with your RV, you must drive differently than when you drive a single vehicle. Practice hooking up, driving, backing up and braking in a safe environment or seek out professional instruction. Jayco affixes a weight label to each RV which lists weight information for that vehicle. Refer to that label to verify the vehicle will meet your requirements. Gross Vehicle Weight Rating (GVWR): The maximum permissible weight of the motorhome, including the Unloaded Vehicle Weight (UUV) plus passengers, personal items, all cargo, fluids, options and dealer-installed accessories. The GVWR is equal to or greater than the sum of the UUV and the Cargo Carrying Capacity. Gross Combined Weight Rating (GCWR): The maximum allowable combined weight of the motorhome used as a tow vehicle and the attached towed vehicle.

Floorplan	GVWR (lbs.)	GCWR (lbs.)	Front GAWR (lbs.)	Rear GAWR (lbs.)	Tag GAWR (lbs.)	Wheel Base	Overall Length	Exterior Height w/ A/C & Satellite	Exterior Width	Interior Height	Fresh Water Capacity (gal.)	Grey Waste Water Capacity (gal.)	Black Waste Water Capacity (gal.)
ALL	54,000	74,000	20,000	20,000	14,000	320"	44' 11"	12' 11"	101"	84"	100	62	41

